



Certificate of Analysis

Laboratory Sample ID: TE41205009-001



Production Method: Indoor
Batch#: RS11240822
Harvest Date: 11/11/24
Sample Size Received: 16.13 gram
Total Amount: 7 gram
Retail Product Size: 10 gram
Retail Serving Size: 10 gram
Servings: 1
Ordered: 12/05/24
Sampled: 12/05/24
Sample Collection Time: 03:30 PM
Completed: 12/10/24


Dec 10, 2024 | Project Packs
License # 00000084ESFH12297246
2239 N Black Canyon Hwy
Phoenix, AZ, 85009, US

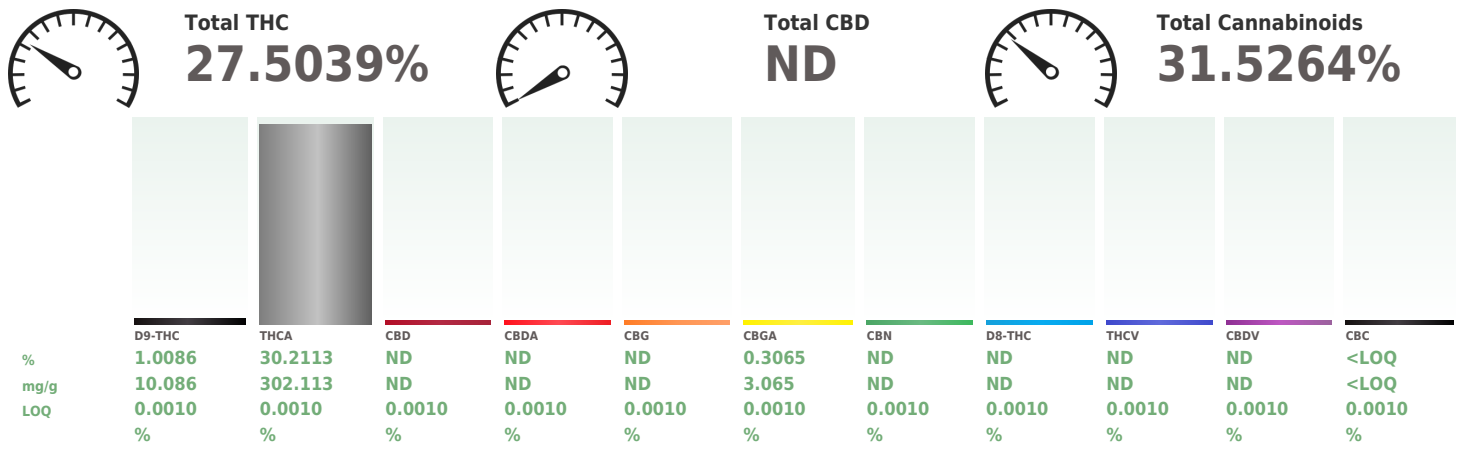
PASSED

Pages 1 of 5

SAFETY RESULTS

| | | | | | | | | |
|---|---|---|---|---|--|---|---|---|
|  |  |  |  |  |  |  |  |  |
| Pesticides PASSED | Heavy Metals PASSED | Microbials PASSED | Mycotoxins PASSED | Residuals Solvents NOT TESTED | Filtration NOT TESTED | Water Activity NOT TESTED | Moisture NOT TESTED | Terpenes PASSED |

 **Cannabinoid** **PASSED**



Analyzed by: 312, 432, 272, 359, 399 Weight: 0.2g Extraction date: 12/06/24 16:42:24 Extracted by: 333

Analysis Method : SOP.T.30.500, SOP.T.30.031, SOP.T.40.031
Analytical Batch : TE006783POT
Instrument Used : TE-004 "Duke Leto" (Flower) Batch Date : 12/06/24 10:31:15
Analyzed Date : 12/10/24 11:00:28

Dilution : 400
Reagent : N/A
Consumables : N/A
Pipette : N/A

Full spectrum cannabinoid analysis utilizing High Performance Liquid Chromatography with Photo Diode Array detector (HPLC-PDA) for analysis. (Methods: SOP.T.30.500 for sample homogenization, SOP.T.30.031 for sample prep, SOP.T.40.031 for analysis on Shimadzu LC-20X0 series HPLCs). Potency results for cannabis flower products are reported on an "as received" basis, without moisture correction.

This Kaycha Labs Certification shall not be reproduced, unless in its entirety, without written approval from Kaycha Labs. The results relate only to the material or product analyzed. ND=Not Detected, ppm=Parts Per Million, ppb=Parts Per Billion, RSD=Relative Standard Deviation. Limit of Detection (LOD) and Limit of Quantitation (LOQ) are terms used to describe the smallest concentration that can be detected and reliably measured by an analytical procedure, respectively. Action Levels are State-determined thresholds based on the action limits published in Table 3.1 of 9 A.A.C. 17 and 9 A.A.C. 18. The Measurement of Uncertainty (MU) error is available from the lab upon request. The "Decision Rule" for pass/fail does not include the MU. Any calculated totals may contain rounding errors. Testing results were obtained according to requirements stated in QMS.100.010.AZ Quality Manual.

Ariel Gonzales
Lab Director

State License #
0000024LCMD66604568
ISO 17025 Accreditation # 97164

Signature
12/10/24



Certificate of Analysis

PASSED

Project Packs


2239 N Black Canyon Hwy
Phoenix, AZ, 85009, US
Telephone: (530) 514-0500
Email: adam@projectpacks.co
License # : 0000084ESFH12297246

Sample : TE41205009-001

Batch# : RS11240822
Sampled : 12/05/24
Ordered : 12/05/24

Sample Size Received : 16.13 gram
Total Amount : 7 gram
Completed : 12/10/24 Expires: 12/10/25
Sample Method : SOP Client Method

Page 2 of 5



Terpenes

PASSED

| Terpenes | LOQ (%) | mg/g | % | Result (%) | Terpenes | LOQ (%) | mg/g | % | Result (%) |
|---------------------|---------|--------|---------------|----------------------------------|---|---------|------|----|--------------------------------|
| TOTAL TERPENES | 0.0020 | 18.087 | 1.8087 | <div style="width: 100%;"></div> | ALPHA-PHELLANDRENE | 0.0020 | ND | ND | <div style="width: 0%;"></div> |
| BETA-MYRCENE | 0.0020 | 5.627 | 0.5627 | <div style="width: 31%;"></div> | ALPHA-PINENE | 0.0020 | ND | ND | <div style="width: 0%;"></div> |
| BETA-CARYOPHYLLENE | 0.0020 | 4.618 | 0.4618 | <div style="width: 26%;"></div> | ALPHA-TERPINENE | 0.0020 | ND | ND | <div style="width: 0%;"></div> |
| LIMONENE | 0.0020 | 3.739 | 0.3739 | <div style="width: 21%;"></div> | ALPHA-TERPINEOL | 0.0020 | ND | ND | <div style="width: 0%;"></div> |
| LINALOOL | 0.0020 | 1.638 | 0.1638 | <div style="width: 9%;"></div> | CIS-NEROLIDOL | 0.0020 | ND | ND | <div style="width: 0%;"></div> |
| ALPHA-HUMULENE | 0.0020 | 1.456 | 0.1456 | <div style="width: 8%;"></div> | GAMMA-TERPINENE | 0.0020 | ND | ND | <div style="width: 0%;"></div> |
| ALPHA-BISABOLOL | 0.0020 | 0.589 | 0.0589 | <div style="width: 3%;"></div> | GAMMA-TERPINEOL | 0.0020 | ND | ND | <div style="width: 0%;"></div> |
| BETA-PINENE | 0.0020 | 0.420 | 0.0420 | <div style="width: 2%;"></div> | TRANS-NEROLIDOL | 0.0020 | ND | ND | <div style="width: 0%;"></div> |
| 3-CARENE | 0.0020 | ND | ND | <div style="width: 0%;"></div> | Analyzed by: 334, 272, 399 Weight: 0.2529g Extraction date: 12/06/24 11:52:56 Extracted by: 334 Analysis Method : SOP.T.30.500, SOP.T.30.064, SOP.T.40.064 Analytical Batch : TE006777TER Instrument Used : TE-096 "MS - Terpenes 1", TE-097 "AS - Terpenes 1", TE-093 "GC - Terpenes 1" Batch Date : 12/05/24 13:23:40 Analyzed Date : 12/10/24 20:14:38 Dilution : N/A Reagent : 101723.23; 071924.01 Consumables : 947.110; H109203-1; 04304030; 8000031463; 20240202; 1; 0000185478; GD23006 Pipette : N/A Terpenes screening is performed using GC-MS which can detect below single digit ppm concentrations. (Methods: SOP.T.30.500 for sample homogenization, SOP.T.30.064 for sample prep, and SOP.T.40.064 for analysis via ThermoScientific 1310-series GC equipped with an AI 1310-series liquid injection autosampler and detection carried out by ISO 7000-series mass spectrometer). Terpene results are reported on a wt/wt% basis. Testing result is for informational purposes only and cannot be used to satisfy dispensary testing requirements in R9-17-317.01(A) or labeling requirements in R9-17-317. Nor, can it be used to satisfy marijuana establishment testing requirements in R9-18-311(A) or labeling requirements in R9-18-310 - Q3. | | | | |
| BORNEOL | 0.0020 | ND | ND | <div style="width: 0%;"></div> | | | | | |
| CAMPHENE | 0.0020 | ND | ND | <div style="width: 0%;"></div> | | | | | |
| CAMPHOR | 0.0020 | ND | ND | <div style="width: 0%;"></div> | | | | | |
| CARYOPHYLLENE OXIDE | 0.0020 | ND | ND | <div style="width: 0%;"></div> | | | | | |
| CEDROL | 0.0020 | ND | ND | <div style="width: 0%;"></div> | | | | | |
| EUCALYPTOL | 0.0020 | ND | ND | <div style="width: 0%;"></div> | | | | | |
| FENCHONE | 0.0020 | ND | ND | <div style="width: 0%;"></div> | | | | | |
| FENCHYL ALCOHOL | 0.0020 | ND | ND | <div style="width: 0%;"></div> | | | | | |
| GERANIOL | 0.0020 | ND | ND | <div style="width: 0%;"></div> | | | | | |
| GERANYL ACETATE | 0.0020 | ND | ND | <div style="width: 0%;"></div> | | | | | |
| GUAIOL | 0.0020 | ND | ND | <div style="width: 0%;"></div> | | | | | |
| ISOBORNEOL | 0.0020 | ND | ND | <div style="width: 0%;"></div> | | | | | |
| ISOPULEGOL | 0.0020 | ND | ND | <div style="width: 0%;"></div> | | | | | |
| MENTHOL | 0.0020 | ND | ND | <div style="width: 0%;"></div> | | | | | |
| NEROL | 0.0020 | ND | ND | <div style="width: 0%;"></div> | | | | | |
| OCIMENE | 0.0020 | ND | ND | <div style="width: 0%;"></div> | | | | | |
| PULEGONE | 0.0020 | ND | ND | <div style="width: 0%;"></div> | | | | | |
| SABINENE | 0.0020 | ND | ND | <div style="width: 0%;"></div> | | | | | |
| SABINENE HYDRATE | 0.0020 | ND | ND | <div style="width: 0%;"></div> | | | | | |
| TERPINOLENE | 0.0020 | ND | ND | <div style="width: 0%;"></div> | | | | | |
| VALENCENE | 0.0020 | ND | ND | <div style="width: 0%;"></div> | | | | | |
| ALPHA-CEDRENE | 0.0020 | ND | ND | <div style="width: 0%;"></div> | | | | | |
| Total (%) | | | 1.8080 | <div style="width: 100%;"></div> | | | | | |

This Kaycha Labs Certification shall not be reproduced, unless in its entirety, without written approval from Kaycha Labs. The results relate only to the material or product analyzed. ND=Not Detected, ppm=Parts Per Million, ppb=Parts Per Billion, RSD=Relative Standard Deviation. Limit of Detection (LOD) and Limit Of Quantitation (LOQ) are terms used to describe the smallest concentration that can be detected and reliably measured by an analytical procedure, respectively. Action Levels are State-determined thresholds based on the action limits published in Table 3.1 of 9 A.A.C. 17 and 9 A.A.C. 18. The Measurement of Uncertainty (MU) error is available from the lab upon request. The "Decision Rule" for pass/fail does not include the MU. Any calculated totals may contain rounding errors. Testing results were obtained according to requirements stated in QMS.100.010.AZ Quality Manual.

Ariel Gonzales

Lab Director

State License #
0000024LCMD66604568
ISO 17025 Accreditation # 97164

Signature
12/10/24



Certificate of Analysis

PASSED

Project Packs

2239 N Black Canyon Hwy
Phoenix, AZ, 85009, US
Telephone: (530) 514-0500
Email: adam@projectpacks.co
License # : 0000084ESFH12297246

Sample : TE41205009-001

Batch# : RS11240822
Sampled : 12/05/24
Ordered : 12/05/24

Sample Size Received : 16.13 gram

Total Amount : 7 gram
Completed : 12/10/24 Expires: 12/10/25
Sample Method : SOP Client Method

Page 3 of 5



Pesticides

PASSED

| Pesticide | LOQ | Units | Action Level | Pass/Fail | Result | Pesticide | LOQ | Units | Action Level | Pass/Fail | Result |
|-----------------------------|--------|-------|--------------|-----------|--------|---|--------|-------|--------------|-----------|--------|
| AVERMECTINS (ABAMECTIN B1A) | 0.2500 | ppm | 0.5 | PASS | ND | TOTAL SPINOSAD | 0.1000 | ppm | 0.2 | PASS | ND |
| ACEPHATE | 0.2000 | ppm | 0.4 | PASS | ND | SPIROMESIFEN | 0.1000 | ppm | 0.2 | PASS | ND |
| ACETAMIPRID | 0.1000 | ppm | 0.2 | PASS | ND | SPIROTETRAMAT | 0.1000 | ppm | 0.2 | PASS | ND |
| ALDICARB | 0.2000 | ppm | 0.4 | PASS | ND | SPIROXAMINE | 0.2000 | ppm | 0.4 | PASS | ND |
| AZOXYSTROBIN | 0.1000 | ppm | 0.2 | PASS | ND | TEBUCONAZOLE | 0.2000 | ppm | 0.4 | PASS | ND |
| BIFENAZATE | 0.1000 | ppm | 0.2 | PASS | ND | THIACLOPRID | 0.1000 | ppm | 0.2 | PASS | ND |
| BIFENTHRIN | 0.1000 | ppm | 0.2 | PASS | ND | THIAMETHOXAM | 0.1000 | ppm | 0.2 | PASS | ND |
| BOSCALID | 0.2000 | ppm | 0.4 | PASS | ND | TRIFLOXYSTROBIN | 0.1000 | ppm | 0.2 | PASS | ND |
| CARBARYL | 0.1000 | ppm | 0.2 | PASS | ND | CHLORFENAPYR * | 0.3000 | ppm | 1 | PASS | ND |
| CARBOFURAN | 0.1000 | ppm | 0.2 | PASS | ND | CYFLUTHRIN * | 0.5000 | ppm | 1 | PASS | ND |
| CHLORANTRANILIPROLE | 0.1000 | ppm | 0.2 | PASS | ND | Analyzed by: 152, 272, 399 Weight: 0.5012g Extraction date: 12/06/24 16:44:51 Extracted by: 410 Analysis Method : SOP.T.30.500, SOP.T.30.104.AZ, SOP.T.40.104.AZ Analytical Batch : TE006792PES Instrument Used : TE-262 *MS/MS - Pest/Myco 2*, TE-117 UHPLC - Pest/Myco 2 Batch Date : 12/06/24 15:09:35 Analyzed Date : 12/10/24 09:55:15 Dilution : 25 Reagent : 120424.R29; 120224.R12; 112124.R03; 100824.R27; 120624.R01; 120224.R08; 120624.R03; 120624.R02; 041823.06 Consumables : 947.110; 8000038072; 052024CH01; 220318-306-D; 1008645998; GD23006; 426060-JG Pipette : TE-060 SN:20C35457 (20-200uL); TE-108 SN:20B18337 (100-1000uL) Pesticide screening is carried out using LC-MS/MS supplemented by GC-MS/MS for volatile pesticides. (Methods: SOP.T.30.500 for sample homogenization, SOP.T.30.104.AZ for sample prep, and SOP.T.40.104.AZ for analysis on ThermoScientific Altis TSQ with Vanquish UHPLC). Analyzed by: 152, 272, 399 Weight: 0.5012g Extraction date: 12/06/24 16:44:51 Extracted by: 410 Analysis Method : SOP.T.30.500, SOP.T.30.104.AZ, SOP.T.40.154.AZ Analytical Batch : TE006797VOL Instrument Used : TE-117 UHPLC - Pest/Myco 2, TE-262 *MS/MS - Pest/Myco 2 Batch Date : 12/06/24 17:15:51 Analyzed Date : 12/10/24 09:58:17 Dilution : 25 Reagent : 120424.R29; 120224.R12; 112124.R03; 100824.R27; 120624.R01; 120224.R08; 120624.R03; 120624.R02; 041823.06 Consumables : 947.110; 8000038072; 052024CH01; 220318-306-D; 1008645998; GD23006; 426060-JG Pipette : TE-060 SN:20C35457 (20-200uL); TE-108 SN:20B18337 (100-1000uL) Supplemental pesticide screening using GC-MS/MS to quantitatively screen for Chlorfenapyr, Cyfluthrin, Cypermethrin, and Diazinon; as well as the qualitative confirmation of Dichlorvos, Permethrins, Piperonyl Butoxide, Prallethrin, Propiconazole, Pyrethrins, and Tebuconazole which are all quantitatively screened using LC-MS/MS. (Methods: SOP.T.30.500 for sample homogenization, SOP.T.30.104.AZ for sample prep, and SOP.T.40.154.AZ for analysis using a ThermoScientific 1310-series GC equipped with a TriPlus RSH autosampler and detected on a TSQ 9000-series mass spectrometer). | | | | | |
| CHLORPYRIFOS | 0.1000 | ppm | 0.2 | PASS | ND | | | | | | |
| CLOFENTZINE | 0.1000 | ppm | 0.2 | PASS | ND | | | | | | |
| CYPERMETHRIN | 0.5000 | ppm | 1 | PASS | ND | | | | | | |
| DIAZINON | 0.1000 | ppm | 0.2 | PASS | ND | | | | | | |
| DAMINOZIDE | 0.5000 | ppm | 1 | PASS | ND | | | | | | |
| DICHLORVOS (DDVP) | 0.0500 | ppm | 0.1 | PASS | ND | | | | | | |
| DIMETHOATE | 0.1000 | ppm | 0.2 | PASS | ND | | | | | | |
| ETHOPROPHOS | 0.1000 | ppm | 0.2 | PASS | ND | | | | | | |
| ETOFENPROX | 0.2000 | ppm | 0.4 | PASS | ND | | | | | | |
| ETOXAZOLE | 0.1000 | ppm | 0.2 | PASS | ND | | | | | | |
| FENOXICARB | 0.1000 | ppm | 0.2 | PASS | ND | | | | | | |
| FENPROXIMATE | 0.2000 | ppm | 0.4 | PASS | ND | | | | | | |
| FIPRONIL | 0.2000 | ppm | 0.4 | PASS | ND | | | | | | |
| FLONICAMID | 0.5000 | ppm | 1 | PASS | ND | | | | | | |
| FLUDIOXONIL | 0.2000 | ppm | 0.4 | PASS | ND | | | | | | |
| HEXYTHIAZOX | 0.5000 | ppm | 1 | PASS | ND | | | | | | |
| IMAZALIL | 0.1000 | ppm | 0.2 | PASS | ND | | | | | | |
| IMIDACLOPRID | 0.2000 | ppm | 0.4 | PASS | ND | | | | | | |
| KRESOXIM-METHYL | 0.2000 | ppm | 0.4 | PASS | ND | | | | | | |
| MALATHION | 0.1000 | ppm | 0.2 | PASS | ND | | | | | | |
| METALAXYL | 0.1000 | ppm | 0.2 | PASS | ND | | | | | | |
| METHIOCARB | 0.1000 | ppm | 0.2 | PASS | ND | | | | | | |
| METHOMYL | 0.2000 | ppm | 0.4 | PASS | ND | | | | | | |
| MYCLOBUTANIL | 0.1000 | ppm | 0.2 | PASS | ND | | | | | | |
| NALED | 0.2500 | ppm | 0.5 | PASS | ND | | | | | | |
| OXAMYL | 0.5000 | ppm | 1 | PASS | ND | | | | | | |
| PACLOBUTRAZOL | 0.2000 | ppm | 0.4 | PASS | ND | | | | | | |
| TOTAL PERMETHRINS | 0.1000 | ppm | 0.2 | PASS | ND | | | | | | |
| PHOSMET | 0.1000 | ppm | 0.2 | PASS | ND | | | | | | |
| PIPERONYL BUTOXIDE | 1.0000 | ppm | 2 | PASS | ND | | | | | | |
| PRALLETHRIN | 0.1000 | ppm | 0.2 | PASS | ND | | | | | | |
| PROPICONAZOLE | 0.2000 | ppm | 0.4 | PASS | ND | | | | | | |
| PROPOXUR | 0.1000 | ppm | 0.2 | PASS | ND | | | | | | |
| TOTAL PYRETHRINS | 0.5000 | ppm | 1 | PASS | ND | | | | | | |
| PYRIDABEN | 0.1000 | ppm | 0.2 | PASS | ND | | | | | | |

This Kaycha Labs Certification shall not be reproduced, unless in its entirety, without written approval from Kaycha Labs. The results relate only to the material or product analyzed. ND=Not Detected, ppm=Parts Per Million, ppb=Parts Per Billion, RSD=Relative Standard Deviation. Limit of Detection (LOD) and Limit of Quantitation (LOQ) are terms used to describe the smallest concentration that can be detected and reliably measured by an analytical procedure, respectively. Action Levels are State-determined thresholds based on the action limits published in Table 3.1 of 9 A.A.C. 17 and 9 A.A.C. 18. The Measurement of Uncertainty (MU) error is available from the lab upon request. The "Decision Rule" for pass/fail does not include the MU. Any calculated totals may contain rounding errors. Testing results were obtained according to requirements stated in QMS.100.010.AZ Quality Manual.

Ariel Gonzales

Lab Director

State License #
0000024LCMD66604568
ISO 17025 Accreditation # 97164



Signature
12/10/24



Certificate of Analysis

PASSED

Project Packs



2239 N Black Canyon Hwy
Phoenix, AZ, 85009, US
Telephone: (530) 514-0500
Email: adam@projectpacks.co
License #: 00000084ESFH12297246


Sample : TE41205009-001

Batch #: RS11240822
Sampled : 12/05/24
Ordered : 12/05/24

Sample Size Received : 16.13 gram
Total Amount : 7 gram
Completed : 12/10/24 Expires: 12/10/25
Sample Method : SOP Client Method

Page 4 of 5

|  Microbial PASSED | | | | | |  Mycotoxins PASSED | | | | | |
|--|---------------------------|--|-------------------|-----------------------------|--------------|--|---------------------------|--|--------|-----------------------------|--------------|
| Analyte | LOQ | Units | Result | Pass / Fail | Action Level | Analyte | LOQ | Units | Result | Pass / Fail | Action Level |
| SALMONELLA SPP | 0.0000 | | Not Present in 1g | PASS | | TOTAL AFLATOXINS | 4.8510 | ppb | ND | PASS | 20 |
| ASPERGILLUS FLAVUS | 0.0000 | | Not Present in 1g | PASS | | AFLATOXIN B1 | 4.8510 | ppb | ND | PASS | 20 |
| ASPERGILLUS FUMIGATUS | 0.0000 | | Not Present in 1g | PASS | | AFLATOXIN B2 | 5.9400 | ppb | ND | PASS | 20 |
| ASPERGILLUS NIGER | 0.0000 | | Not Present in 1g | PASS | | AFLATOXIN G1 | 6.2700 | ppb | ND | PASS | 20 |
| ASPERGILLUS TERREUS | 0.0000 | | Not Present in 1g | PASS | | AFLATOXIN G2 | 10.7250 | ppb | ND | PASS | 20 |
| ESCHERICHIA COLI REC | 10.0000 | CFU/g | ND | PASS | 100 | OCHRATOXIN A | 12.0000 | ppb | ND | PASS | 20 |
| Analyzed by: 87, 331, 272, 399 | Weight: 0.9779g | Extraction date: 12/09/24 20:19:53 | | Extracted by: 331 | | Analyzed by: 152, 272, 399 | Weight: 0.5012g | Extraction date: 12/06/24 16:44:51 | | Extracted by: 410 | |
| Analysis Method : SOP.T.40.056B, SOP.T.40.058.FL, SOP.T.40.208, SOP.T.40.209.AZ Analytical Batch : TE006806MIC Instrument Used : TE-234 "bioMerieux GENE-UP" Batch Date : 12/09/24 09:16:43 Analyzed Date : 12/10/24 20:10:05 Dilution : N/A Reagent : N/A Consumables : N/A Pipette : N/A | | | | | | Analysis Method : SOP.T.30.500, SOP.T.30.104.AZ, SOP.T.40.104.AZ Analytical Batch : TE006798MYC Instrument Used : TE-262 "MS/MS - Pest/Myco 2,TE-117 UHPLC - Batch Date : 12/06/24 17:16:55 Pest/Myco 2 Analyzed Date : 12/10/24 09:56:26 Dilution : 25 Reagent : 120424.R29; 120224.R12; 112124.R03; 100824.R27; 120624.R01; 120224.R08; 120624.R03; 120624.R02; 041823.06 Consumables : 947.110; 8000038072; 052024CH01; 220318-306-D; 1008645998; GD23006; 426060-JG Pipette : TE-060 SN:20C35457 (20-200uL); TE-108 SN:20B18337 (100-1000uL) | | | | | |

|  Heavy Metals PASSED | | | | | |
|--|---------------------------|--|--------|-----------------------------|--------------|
| Metal | LOQ | Units | Result | Pass / Fail | Action Level |
| ARSENIC | 0.2000 | ppm | ND | PASS | 0.4 |
| CADMIUM | 0.2000 | ppm | ND | PASS | 0.4 |
| LEAD | 0.5000 | ppm | ND | PASS | 1 |
| MERCURY | 0.1000 | ppm | ND | PASS | 0.2 |
| Analyzed by: 398, 272, 399 | Weight: 0.1955g | Extraction date: 12/06/24 16:20:09 | | Extracted by: 398 | |
| Analysis Method : SOP.T.30.500, SOP.T.30.084.AZ, SOP.T.40.084.AZ Analytical Batch : TE006781HEA Instrument Used : TE-307 "Ted" Batch Date : 12/05/24 17:49:49 Analyzed Date : 12/09/24 14:10:13 Dilution : 50 Reagent : 122623.01; 120324.R11; 112524.R05; 081624.03; 111224.01; 090922.04 Consumables : 052024CH01; 210705-306-D; 269336 Pipette : TE-063 SN:20C50490 (20-200uL); TE-110 SN:20B18338 (100-1000uL) | | | | | |

Heavy Metals screening is performed using ICP-MS (Inductively Coupled Plasma - Mass Spectrometer) which can screen down to below single digit ppb concentrations for regulated heavy metals. (Methods: SOP.T.30.500 for sample homogenization, SOP.T.30.084.AZ for sample prep by microwave digestion, and SOP.T.40.084.AZ for analysis by ThermoScientific iCAP RQ ICP-MS).





1231 W. Warner Road, Suite 105
Tempe, AZ, 85284, US
(480) 220-4470

Kaycha Labs

.....
RS11240822
RS-11
Matrix : Flower
Type: Flower-Cured



Certificate of Analysis

PASSED

Project Packs

2239 N Black Canyon Hwy
Phoenix, AZ, 85009, US
Telephone: (530) 514-0500
Email: adam@projectpacks.co
License # : 0000084ESFH12297246

Sample : TE41205009-001

Batch# : RS11240822
Sampled : 12/05/24
Ordered : 12/05/24

Sample Size Received : 16.13 gram
Total Amount : 7 gram
Completed : 12/10/24 Expires: 12/10/25
Sample Method : SOP Client Method

Page 5 of 5

COMMENTS

* Confident Cannabis sample ID: 2412KLAZ0880.3623



This Kaycha Labs Certification shall not be reproduced, unless in its entirety, without written approval from Kaycha Labs. The results relate only to the material or product analyzed. ND=Not Detected, ppm=Parts Per Million, ppb=Parts Per Billion, RSD=Relative Standard Deviation. Limit of Detection (LOD) and Limit Of Quantitation (LOQ) are terms used to describe the smallest concentration that can be detected and reliably measured by an analytical procedure, respectively. Action Levels are State-determined thresholds based on the action limits published in Table 3.1 of 9 A.A.C. 17 and 9 A.A.C. 18. The Measurement of Uncertainty (MU) error is available from the lab upon request. The "Decision Rule" for pass/fail does not include the MU. Any calculated totals may contain rounding errors. Testing results were obtained according to requirements stated in QMS.100.010.AZ Quality Manual.

Ariel Gonzales

Lab Director

State License #
0000024LCMD66604568
ISO 17025 Accreditation # 97164

Signature
12/10/24